

## Community College of Philadelphia

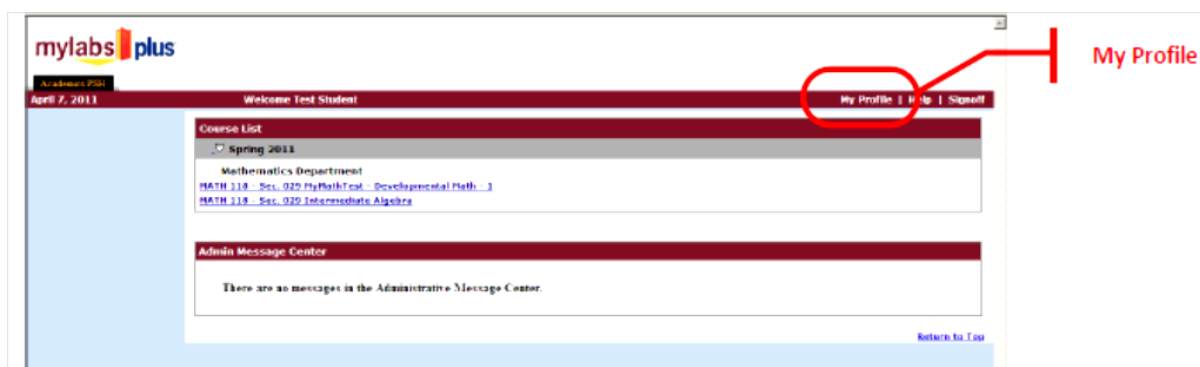
### Math 017 MyLabsPlus Student Instruction

#### To access your MyLabsPlus account:

1. Using Internet Explorer as your browser, go to <http://ccp.mylabsplus.com>.
2. In the Log In space, enter your CCP student ID, J number – use an upper case J.
3. In the Password space, enter the word “*password*” as a temporary password.
4. Click on [Log In] tap.

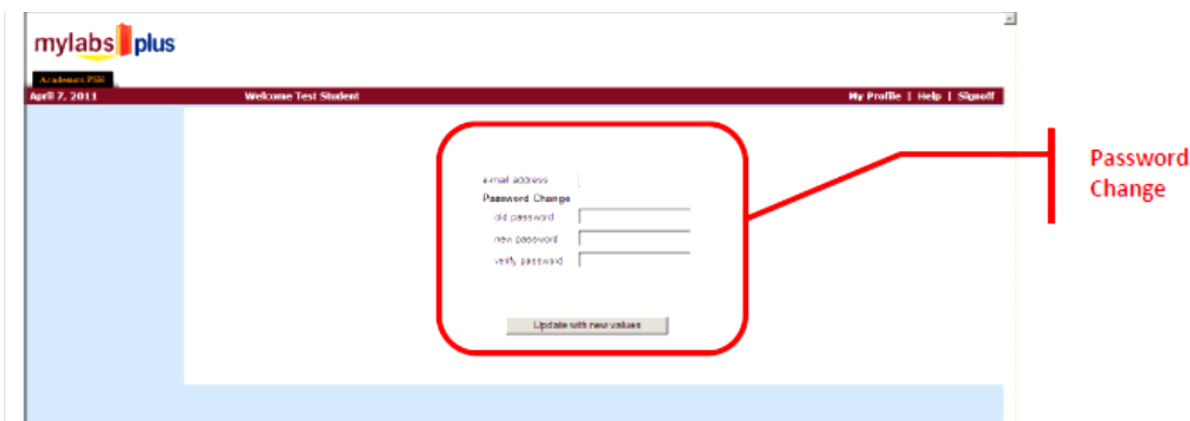


5. At the Welcome Screen, find and click on [My Profile] in the upper right corner.



6. In the Old Password space, enter the word “*password*”.
7. Create and Verify a New Password for your account. Passwords are case sensitive.

8. Click [Update with New Values].

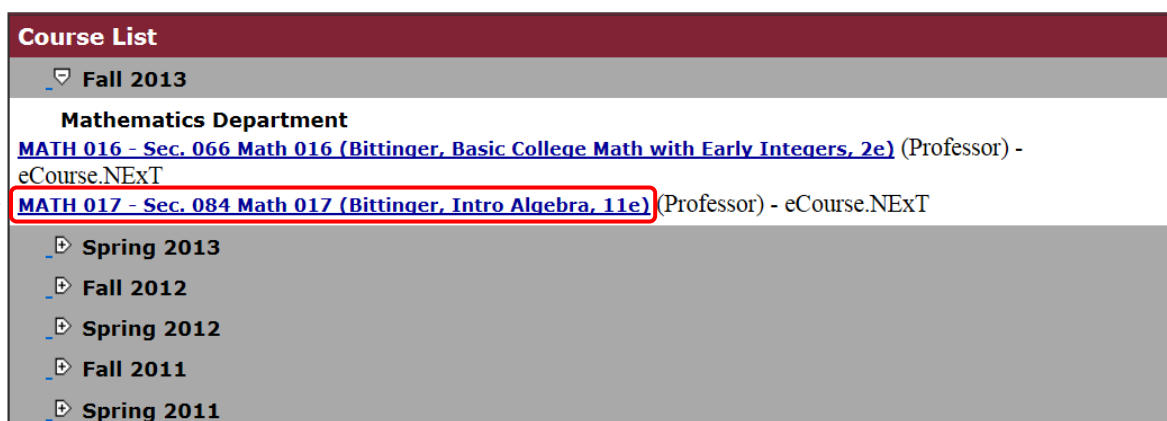


9. Click [Sign off] in the upper right corner and relog in as following.

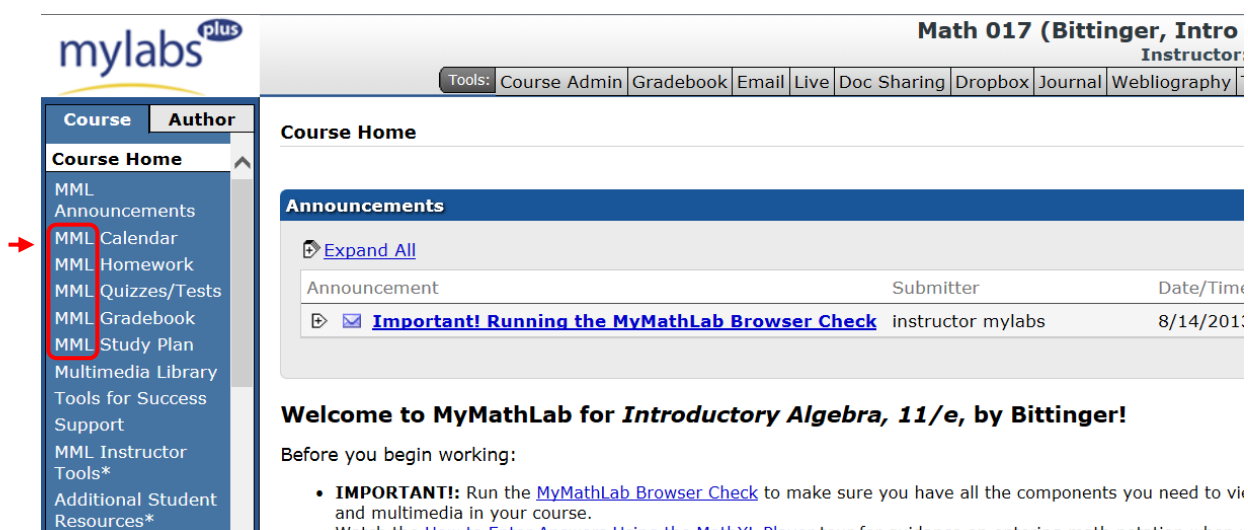
10. Enter your user id (CCP Student ID with the upper case J) and NEW Password.

11. Click on [Log In].

12. Click on Math 017 (your appropriate section number will be listed as well)



13. Click on one of the buttons on the left labeled MML.



14. You will see the Licensing agreement, scroll to the bottom and click on: I Accept.
15. You will be prompted for an access code, click on Access Code and enter the access code packaged with your Textbook.
  - (1) The Access code looks like this:  
HSEMSA-QUIPU-PRAYS-ADMAN-TANIS-MOLES
  - (2) If you have not purchased a new required package with the access code and do not have an access code yet, you can use access code for the temporary access: click on “*temporary access*” icon on the Course Home of your course in MylabsPlus.

The screenshot shows the MyMathLab interface for the course 'Math 017 (Bittinger, Intro)'. The navigation menu on the left includes 'Temporary Access' which is highlighted with a red box and an arrow. The main content area features an 'Announcements' section with a table of announcements. Below this, there is a welcome message and a list of instructions for users.

Announcement	Submitter	Date/Time
Expand All		
Important! Running the MyMathLab Browser Check	instructor mylabs	8/14/2013

**Welcome to MyMathLab for *Introductory Algebra, 11/e*, by Bittinger!**

Before you begin working:

- IMPORTANT!** Run the [MyMathLab Browser Check](#) to make sure you have all the components you need to view and multimedia in your course.
- Watch the [How to Enter Answers Using the MathXL Player](#) tour for guidance on entering math notation when you work on a homework assignment, quiz, or practice exercise in MyMathLab.

The temporary access code will allow you temporary access to your assignments and course materials. **You will be permitted temporary access for the first twenty-one days of your course.**

At the end of that time, you will be prompted again for a new access code. You will need to purchase your access code with your book from the bookstore or purchase an access code on-line (click on Buy Access Now) and enter the code that you purchased at that time.

**Once you have successfully entered your permanent Access Code you purchased with the book or on-line, you will not need it again. You will have full access to all the on line materials for your course.**

**You can use access code only once. If you started the process of enrolling but were unable to complete it, you have to contact tech support immediately. (See “support” icon on the Course Home page in MyLabsPlus). Make sure to write down an incident number each time you contacted tech support.**