

Community College of Philadelphia

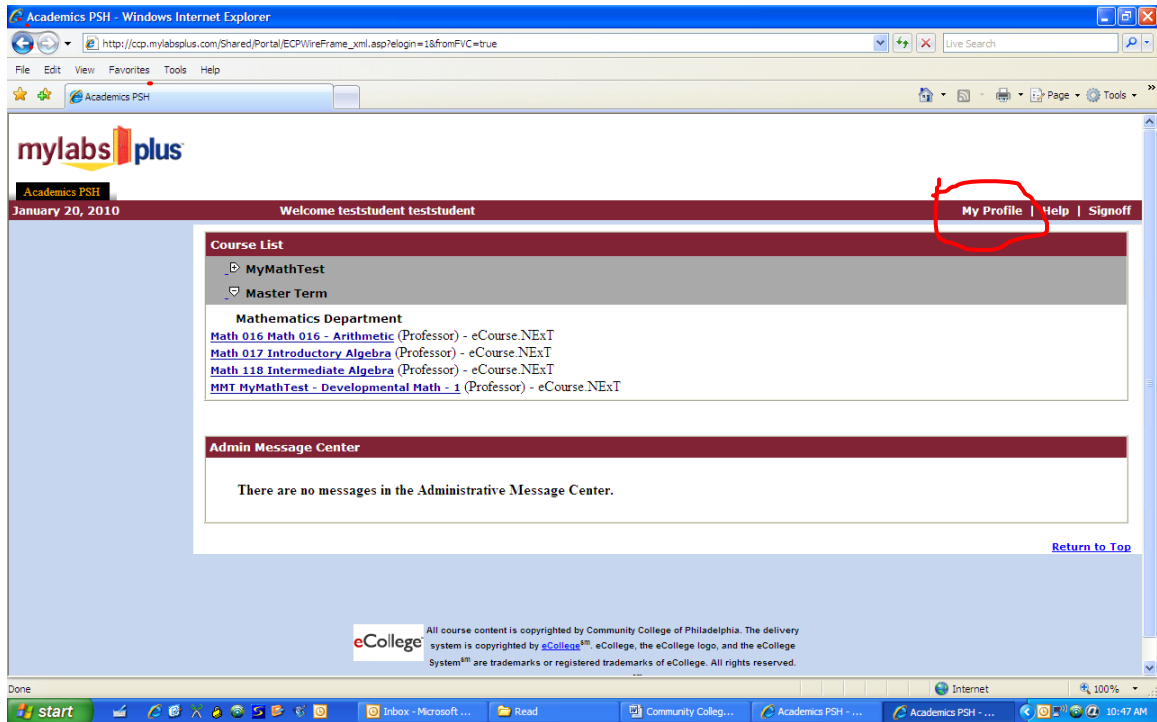
Math 118 Students, Spring 2010

If you have looked at the Math 118 Practice test in the last 2 weeks, you will access the Math 118 Final the same way.

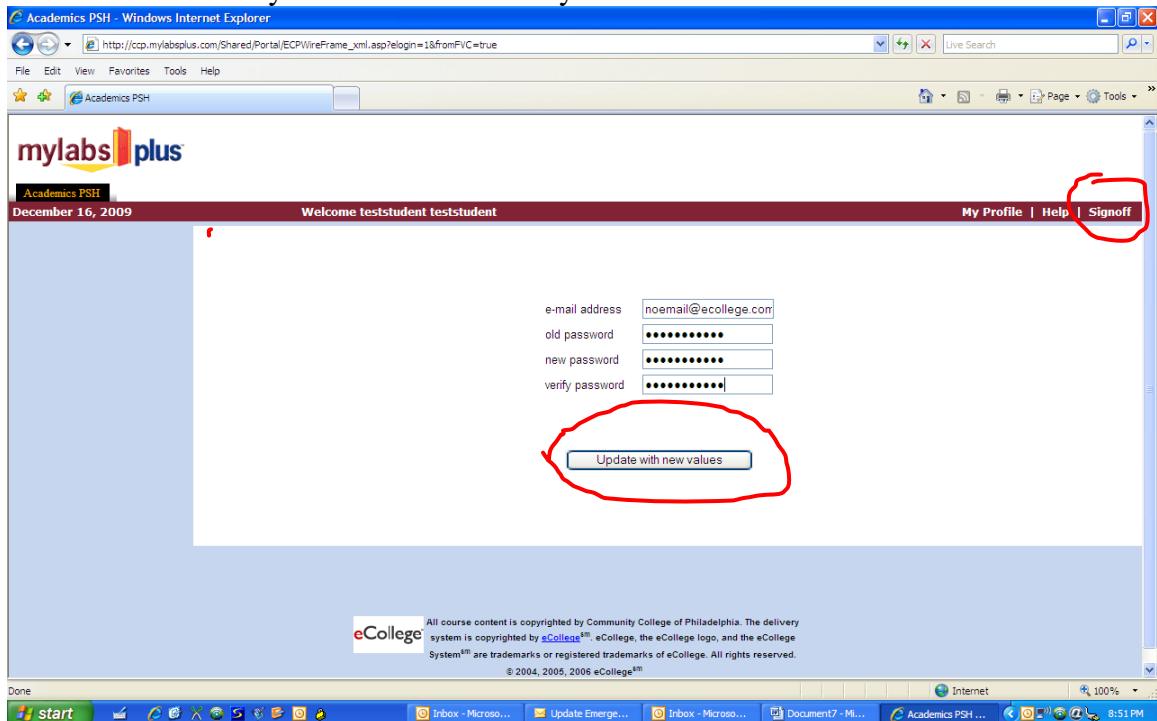
- 1.** Go to <http://ccp.mylabsplus.com> – You must use IE as your browser.
- 2.** Enter your Log In and Password.
- 3.** Click on Click on Math 118test Department Exam –Math 118 Section xx (your appropriate section number will be listed).
- 4.** On the left side, click on Placement Test.
- 5.** Click on Take your Placement Test.
- 6.** Click on Math 118 Departmental Exam Spring 2010 v2.
- 7.** Enter the password given to you by the Instructor.
- 8.** Click on I am ready to start.
- 9.** You now have 120 minutes to complete the exam. When completed, click on the Submit button in the bottom right corner. Do NOT click SUBMIT until you are done answering all questions.

If you have not yet accessed your MyLabsPlus Account or the Math 118 Practice Exam:

- 1.** Go to <http://ccp.mylabsplus.com> – You must use IE as your browser.
- 2.** In the Log In space, enter your CCP Student ID – use an upper case J.
- 3.** In the Password space, enter “password”.
- 4.** Click on Log In.
- 5.** At the Welcome Screen, find and click on MyProfile in the upper right.

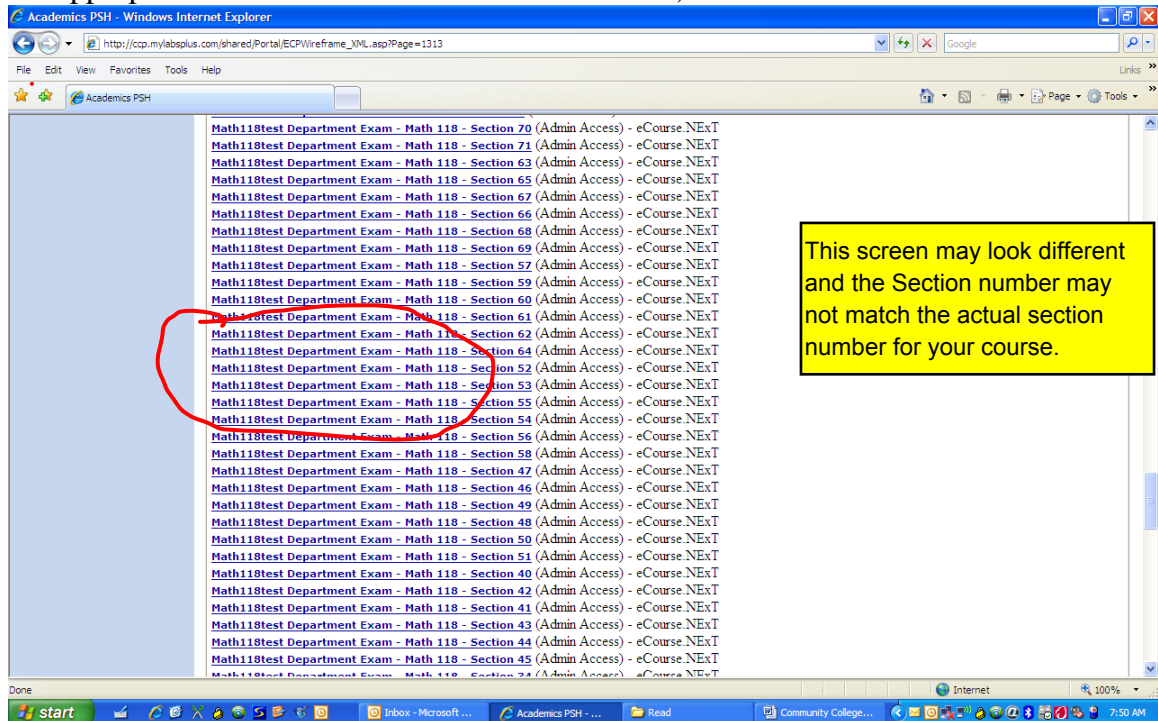


6. In the Old Password space, enter "password".
7. Create and Verify a New Password for your account.

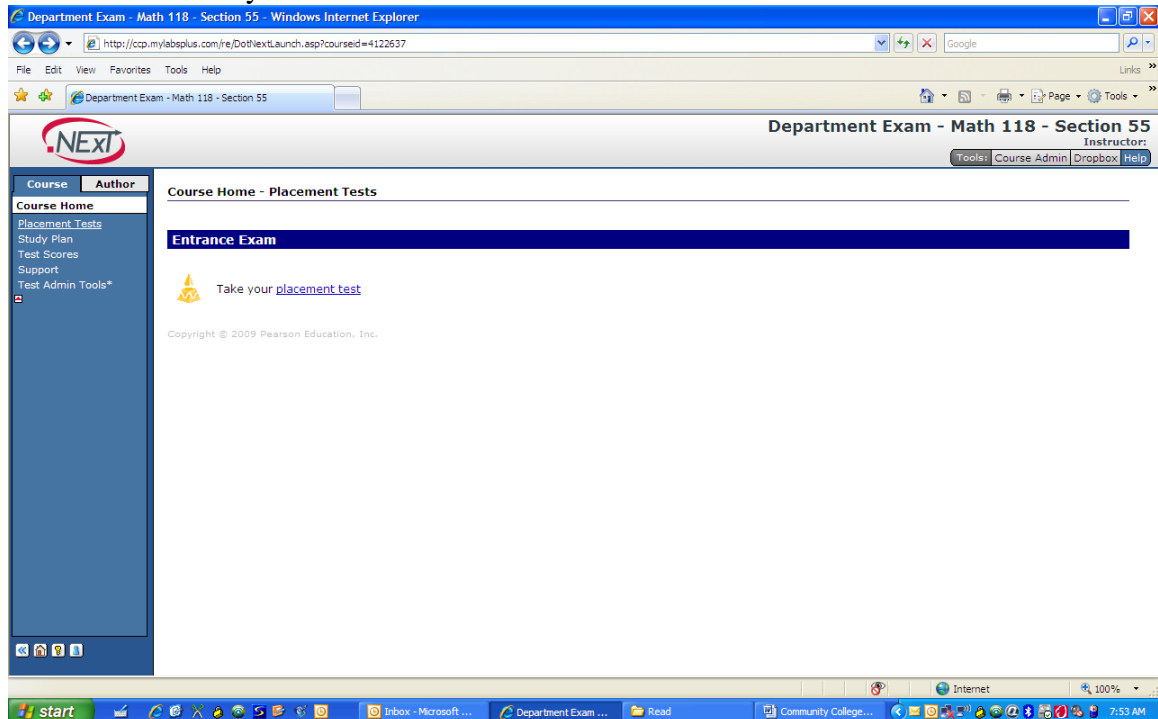


8. Click Update with new Values.
9. Click Sign off.
10. Enter your Log In (CCP Student ID with the upper case J) and your NEW Password.

11. Click on Log In.
12. Click on Math 118 Test Department Exam –Math 118 Section xx (your appropriate section number will be listed as well).



13. On the left side, click on Placement Test.
14. Click on Take your Placement Test.



15. You will see the Licensing agreement, scroll to the bottom and click on: I Accept.

16. You will now be prompted for an Access code. This access code is only good for this exam:

HSEMSA-SHALL-SUBIC-HONAN-HIGHS-ROVES

17. Click on Math 118 Departmental Exam Spring 2010 v2.

18. Enter the password given to you by the Instructor.

19. Click on I am ready to start.

20. You now have 120 minutes to complete the exam. When the exam is completed, click on the Submit button in the bottom right corner. Do NOT click SUBMIT until you are done answering all questions.